



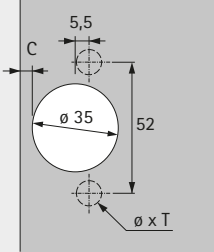
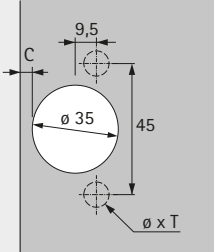
Fast assembly concealed hinge

- ▶ **Intermat 9936 W90**
- ▶ **For 90° face angle applications, opening angle 95°**



- ▶ Concealed hinge with clip on assembly
- ▶ Quality classification under EN 15570, Level 2
- ▶ For 90° carcass angle
- ▶ For door thickness 14 - 28 mm
- ▶ Cup diameter 35 mm
- ▶ Cup depth 11.1 mm (Fix 11.6 mm)
- ▶ Integrated adjustment of door offset + 2 mm / - 2 mm
- ▶ Integrated reveal adjustment + 2 mm / - 2 mm
- ▶ Height adjustment at mounting plate
- ▶ Hinge arm material: zinc die-cast nickel plated
- ▶ Hinge cup material: steel, nickel plated

Intermat 9936 W90, opening angle 95°

Cup assembly	Drilling pattern	Mounting drilling ø x T mm	overlay	inset	PU
					
For screwing on TH 42		-	9 044 844	0 077 708	1/50 ea.
For pressing in TH 43		ø 10 x 11	9 044 845	0 077 709	1/50 ea.
Fix fast assembly TH 45		ø 10 x 6	9 044 846	0 077 712	1/50 ea.
For pressing in TB 43		ø 8 x 11	9 043 753	0 077 710	1/50 ea.
Fix fast assembly TB 45		ø 8 x 6	9 044 847	0 077 713	1/50 ea.