


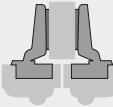

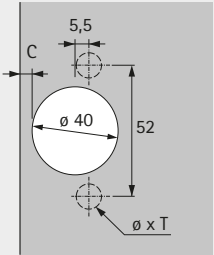
Fast assembly concealed hinge

- ▶ Intermat 9935 for door thicknesses up to 43 mm
- ▶ Opening angle 95°



- ▶ Concealed hinge with clip on assembly
- ▶ Quality classification under EN 15570, Level 2
- ▶ For door thickness 16 - 43 mm
- ▶ Cup diameter 40 mm
- ▶ Cup depth 13.7 mm
- ▶ Integrated overlay adjustment + 2 mm / - 2 mm
- ▶ Integrated depth adjustment + 2.5 mm / - 1.5 mm
- ▶ Height adjustment at mounting plate
- ▶ Hinge arm material: zinc die-cast nickel plated
- ▶ Hinge cup material: zinc die-cast nickel plated

Intermat 9935, opening angle 95°

| Cup assembly | Drilling pattern | Mounting drilling ø x T mm | full overlay | half overlay | inset | PU |
|------------------------------|---|-------------------------------|---|---|---|----------|
| | | |  |  |  | |
| For screwing on TH 22 / L |  | - | Base B 18 mm 0 073 925 | Base B 8 mm 0 073 926 | Base B -3 mm 0 073 927 | 1/10 ea. |