

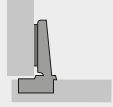
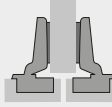
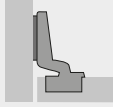
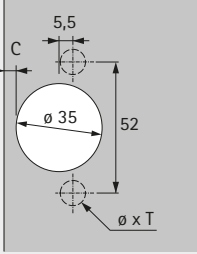
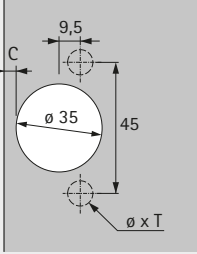
Fast assembly concealed hinge

- ▶ **Intermat 9943**
- ▶ **Opening angle 110°**



- ▶ Concealed hinge with clip on assembly
- ▶ Quality classification under EN 15570, Level 3
- ▶ For door thickness 15 - 25 mm
- ▶ Cup diameter 35 mm
- ▶ Cup depth 11.6 mm
- ▶ Integrated overlay adjustment + 2 mm / - 2 mm
- ▶ Integrated depth adjustment + 2.5 mm / - 1.5 mm
- ▶ Height adjustment at mounting plate
- ▶ Hinge arm material: steel, nickel plated
- ▶ Hinge cup material: steel, nickel plated

Intermat 9943, opening angle 110°

Cup assembly	Drilling pattern	Mounting drilling ø x T mm	full overlay	half overlay	inset	PU
						
For screwing on TH 42		-	Base B 12.5 mm	Base B 3 mm	Base B -3.5 mm	1/50 ea.
For pressing in TH 43		ø 10 x 11	0 048 049	0 048 051	0 048 052	1/50 ea.
Flash fast assembly TH 44		ø 10 x 11	0 048 053	0 048 054	0 048 055	1/50 ea.
Fix fast assembly TH 45		ø 10 x 6	0 048 059	0 048 061	0 048 062	1/50 ea.
For pressing in TB 43		ø 8 x 11	0 048 066	0 048 068	0 048 069	1/50 ea.
Fix fast assembly TB 45		ø 8 x 6	0 048 056	0 048 057	0 048 058	1/50 ea.
			0 048 071	0 048 072	0 048 073	1/50 ea.